



Tracking Income & Expenses for Investments

FOR INVESTORS

PakEnergy for Investor lets investors with growing portfolios track income, expenses and taxes from multiple holdings and different ownership interests. It has the flexibility to manage individual owners, management companies, partnerships and institutional investors.

Managing Operations







PakEnergy streamlines the process of handling oil and gas income and expenses along with providing customized reporting features. The system includes a fully featured accounting system, multi-level security, automatic entry for partnerships or subsidiaries and extensive financial reporting.

Flexibility and Control

The system was developed for the oil & gas industry, so it has the flexibility to manage individual owners, management companies, partnerships and institutional investors. Pakenergy's scalability means you can start with core investor control and functionality, adding other modules to manage your growth. Other functions include:

- General Ledger with all central functions and financial reporting
- Check Stub Entry to streamline entry and import of revenue data - accommodating both 100% and owner's share
- Reports include: Missing payments, check stub variance analysis report
- Unlimited number of division orders (DOs) allowed for a property
- Provides information to verify 1099s sent by purchasers or operators

Core Modules

-  **General Ledger**
-  **Accounts Payable**
-  **Check Stub Entry**
-  **Bank Reconciliation**
-  **Deposit Entry**
-  **1099s**

Add-On Modules

-  **Analytics Reporting**
-  **Consolidated Financials**
-  **Document Management**
-  **Owner/Investor Portal**
-  **Depletion Allowance**





Check Stub Entry

The control, validation and reporting you need to track oil & gas revenue. PakEnergy streamlines your revenue data entry process and provides support for multiple import capabilities.

- Electronic import of revenue information through spreadsheets or electronic data exchange (CDEX) via Enverus and EnergyLink
- See totals and variances of BBL/MCF (volume), price per unit and net revenue
- Entry process validates revenue to division order, reducing errors and ensuring payments with correct percentages
- Entries created automatically for you to send to the General Ledger
- Customize input screen for each purchaser or operator for quick, unique entry of revenue check detail
- Historical reporting isolated by lease, purchaser, product, production month, deposit date and/or any combination
- Missing Payments reporting tracks purchaser or operator payments to ensure receipt of all checks

Financial Reporting

Produce standard financials such as the Income Statements, Cash Flow and Balance Sheet reports.

- Financial analysis reports including comparative period reporting for P/L statements and balance sheets
- Generate income statements per well or a group of wells or for company as a whole
- Report writer provides ability to customize reports to your specifications
- Print reports or export data to spreadsheets
- Drill down to see supporting data
- Print financial reports for entire company, cost center or range of cost centers

